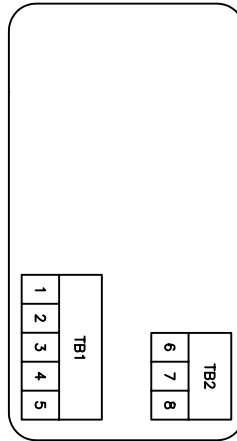
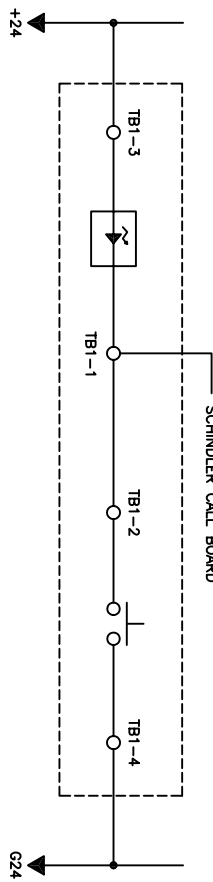


Original CALL Wiring

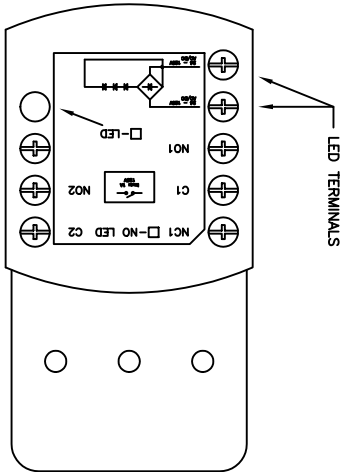


Schindler button layout



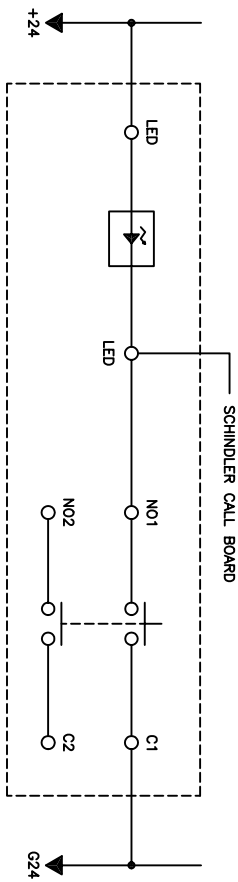
Original Schindler push button connections

CALL Wiring



NOTE: CONTACT BLOCK CAN BE MOUNTED ROTATED 180 DEGREES FROM WHAT DIAGRAM SHOWS.

New VMI push button connections



When required: In car inspection directional signals are wired to terminals C2 and NO2.

DRAWN BY: JH	DWG NO.
CHECKED BY: JH	291-2010-MULTI
DATE: 04/25/12	SHEET: 1 OF 1
REV: B	
VMI JOB:	

JOB:  
 CUSTOMER: